



AAKAR

PUBLIC SCHOOL

HOLIDAY

Homework

CLASS - L.K.G





HOLIDAY HOMEWORK INDEX

MAY TO JUNE



➤ English 0-4

➤ Hindi 5-8

➤ Maths 9- 13

➤ G .K 14- 17

➤ DRAWING 18-21

➤ Oral 22-24



English



NAME: _____

CLASS: _____

SCHOOL: _____



FILL THE MISSING LETTER

Directions: Fill in the blanks with missing letter.



A B

..... E G H I

J L N

P R S U

V X Z




● Circle The Correct Small Letter From Given Capital Letters.



- B** → a d **(b)** e
- K** → l j k r
- J** → s j u f
- T** → k r s t
- M** → o l m i
- P** → j p c r
- D** → c r l d
- R** → o r s k

● Write The First Letters For Each Picture.



2024

Complete the incomplete



Help Mini and Guddu fill in the circles and complete.



a	b		d	e
f		h		
k		m		ñ
	p		r	
t		v		x
	z			

• Cross The Odd Ones In Each Row

B B B ~~B~~ B

K K K K K

J J J J J


T T T T T

M M M W M


d P P P P

D D D D D

R R R R R

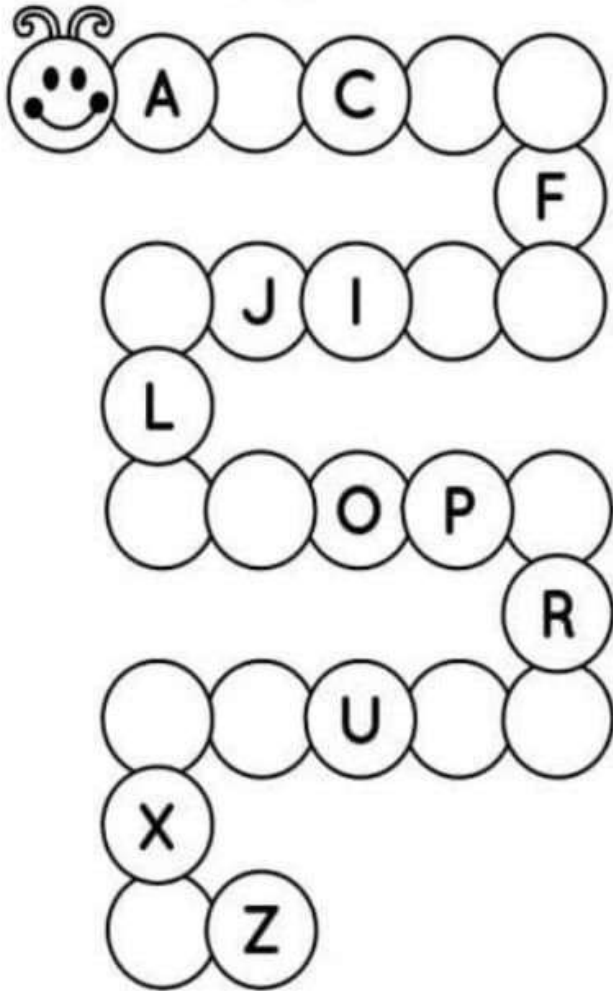


• Write The Capital Letters In ABC Order.



D C B A	
O P M N	
G H F E	
L K I J	
Y X W Z	
R Q T S	
G F H E	
U W V X	

Fill in the Missing Uppercase Letters



Circle the correct alphabet



a	c	e
---	---	---

o	e	m
---	---	---

r	u	z
---	---	---

r	z	s
---	---	---

x	h	b
---	---	---

z	t	b
---	---	---

a	u	b
---	---	---



HINDI



स्वर लिखो।

	अ	अ	अ
	आ	आ	आ
	ए	ए	ए
	ई	ई	ई



Date: _____

Teacher: _____

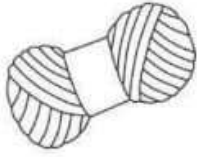
मिलान करो और चित्र में रंग भरो

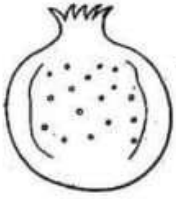


क उ इ
आ च ओ
ध उ ई अ

चित्र देखकर पहला अक्षर लिखे और रंग भरो
























चित्र पहचानने और स्वर से मिलाये ।



आ

ओ

ऐ

अं

उ

ऊ

ऋ

अ

ई

औ

इ

ए



1



समान वर्ण को गोला बनाओ

आ उ आ आ आ

इ इ इ उ इ

ई ई ऊ ई ई

उ अ उ उ उ

ऊ ऊ ऊ ऊ आ

अ अ इ अ अ

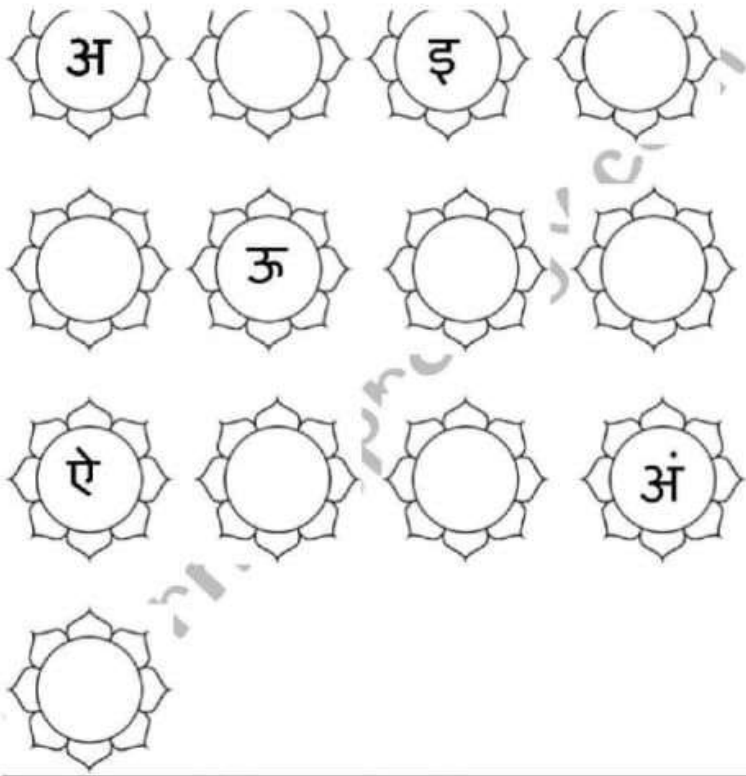


वर्णमाला के
अक्षर खोजें



अ	ई	आ	अ	ऋ	न
क	ई	ग	ई	थ	अ
ख	ऊ	आ	ई	अ	उ
ई	व	अ	आ	इ	ब
उ	ई	ग	द	अ	ई
ऋ	ऊ	ई	ई	अ	उ
ओ	ऊ	अ	ई	ग	र

रिक्त स्थान भरो - Fill in the blanks



चित्र देखकर पहला अक्षर लिखे



.....



.....



.....



.....



.....

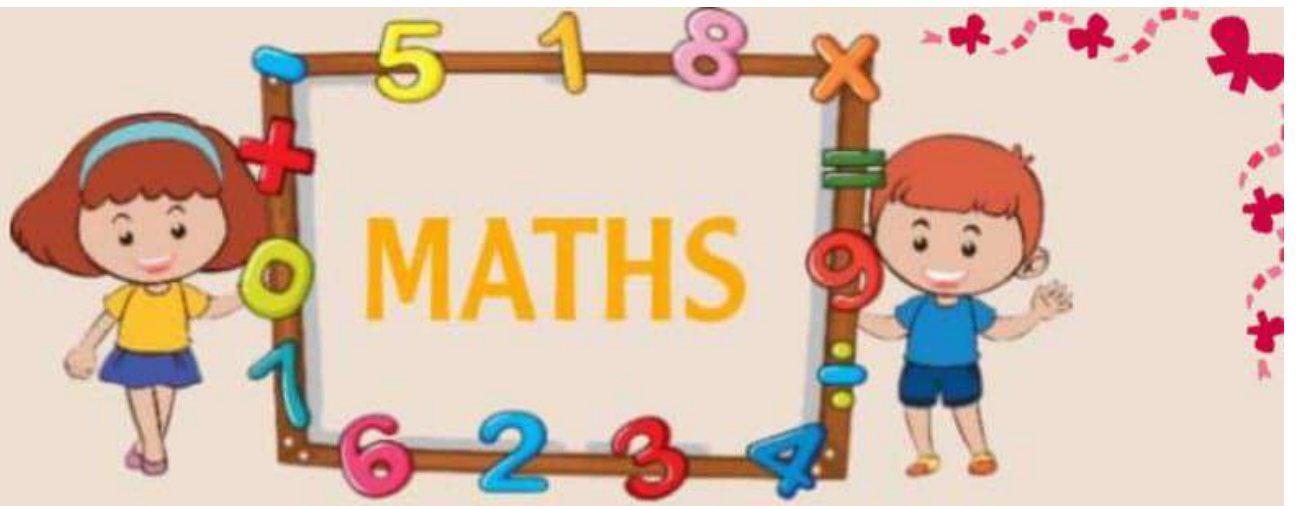


.....





.....









MORE & LESS

Tick (✓) the Group which has More number of objects

<input type="checkbox"/>		<input type="checkbox"/>	
--------------------------	---	--------------------------	---






<input type="checkbox"/>		<input type="checkbox"/>	
--------------------------	---	--------------------------	---

<input type="checkbox"/>		<input type="checkbox"/>	
--------------------------	---	--------------------------	---

<input type="checkbox"/>		<input type="checkbox"/>	
--------------------------	---	--------------------------	---



Circle the correct number of images.

	2 3 5
	4 6 7
	2 4 5
	4 6 7
	6 8 9

Numbers

Look at the numbers and circle their correct spellings.

1	ONE OWN	6	SIXT SIX
2	TOO TWO	7	SEVEN SEWEN
3	TREE THREE	8	EIGH EIGHT
4	FOUR FOR	9	NINET NINE
5	FIVE FIFE	10	TEN TAN



Q.1 Colour the biggest:



Q.2 Colour the bigger:




Q.3 Colour the big:



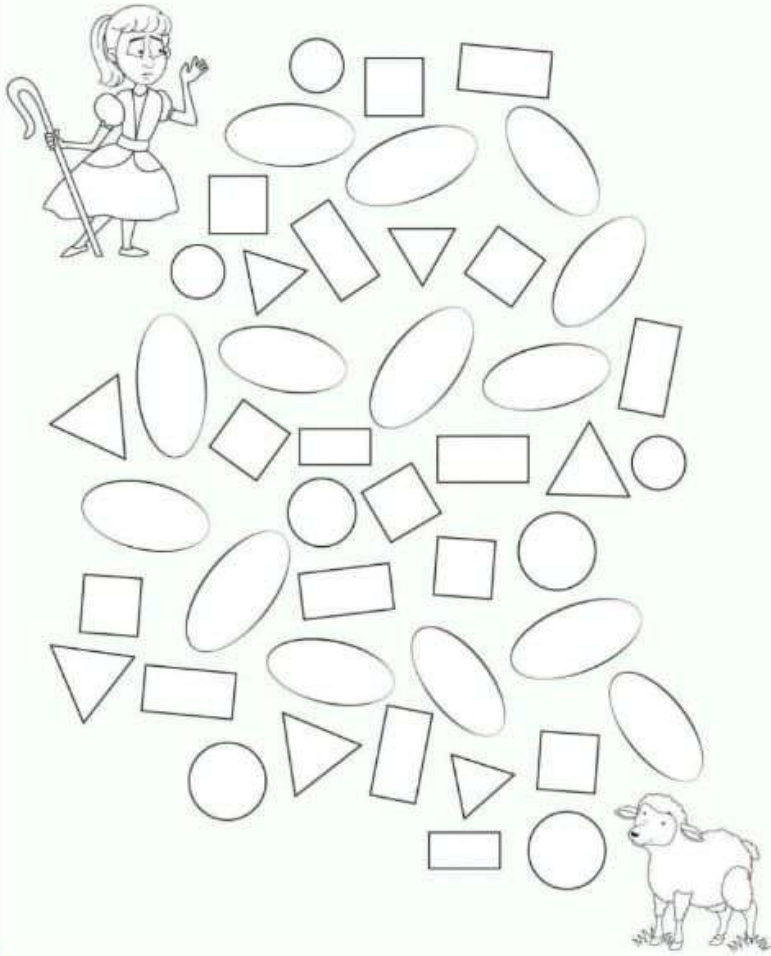


Q.4 Write number names:

1			
2			


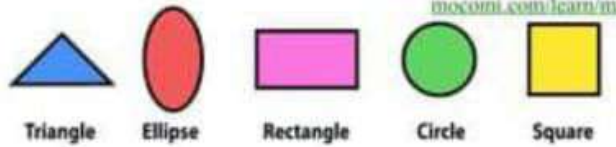


Colour the 's to find Little Bo Peep's lost sheep.














Identify And Colour The Shapes

Maths Worksheets for Kids
mocomi.com/learn/maths/

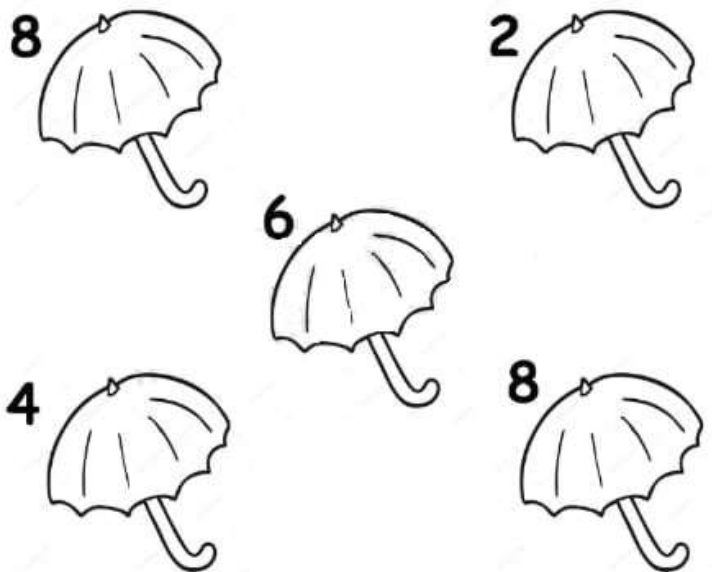


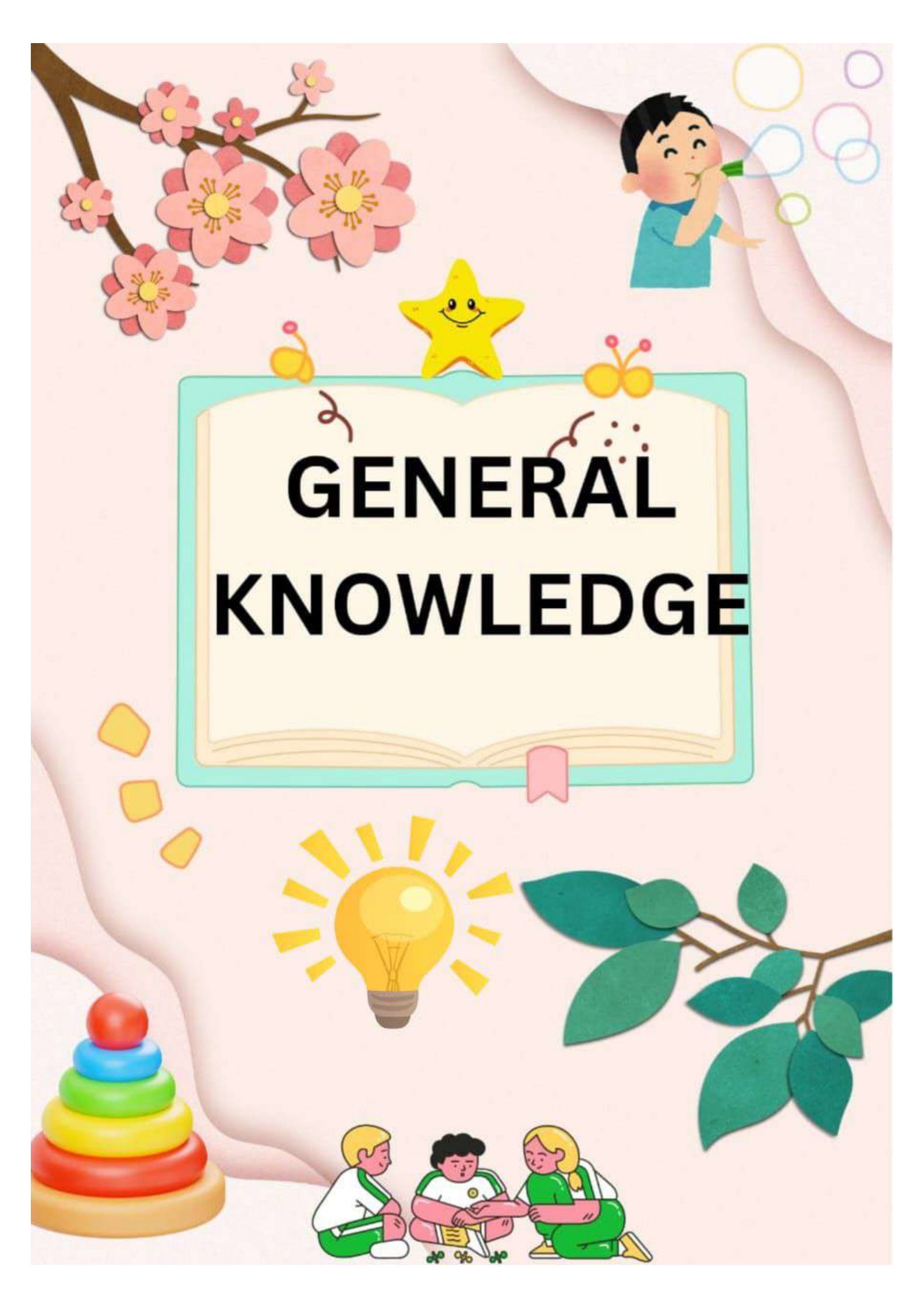
Count and write

 <input type="text"/>	 <input type="text"/>
 <input type="text"/>	 <input type="text"/>
 <input type="text"/>	 <input type="text"/>
 <input type="text"/>	 <input type="text"/>
 <input type="text"/>	 <input type="text"/>



Colour according to the given colour code.






GENERAL KNOWLEDGE

MONTHS IN A YEAR

Cut and glue the names of the months in the right order.

1	2	3	4	5	6
7	8	9	10	11	12



May	June	August	February	April	September
November	October	December	July	January	March



GOOD MANNERS



Look at the pictures. What would you say in these situations?
Draw lines to match the pictures to the correct words.



Sorry


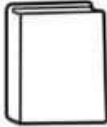




Thank you


Please

Excuse me



READ AND TRACE

 Bag	 Book
Bag	Book
 Crayon	 Eraser
Crayon	Eraser
 Pencil	 Ruler
Pencil	Ruler



IS IT A GOOD HABIT?











Color Yes and No Block.



		
YES NO	YES NO	YES NO
		
YES NO	YES NO	YES NO
		
YES NO	YES NO	YES NO

Sense Organs

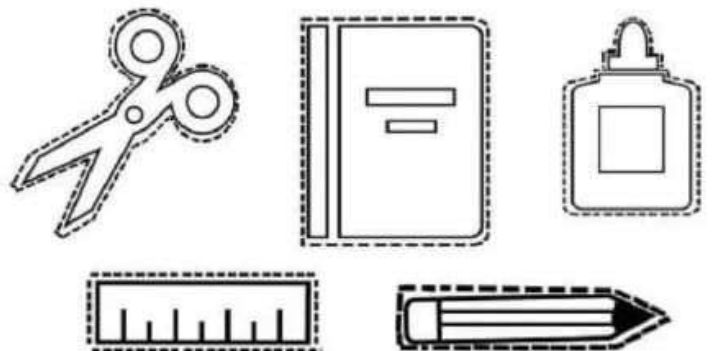
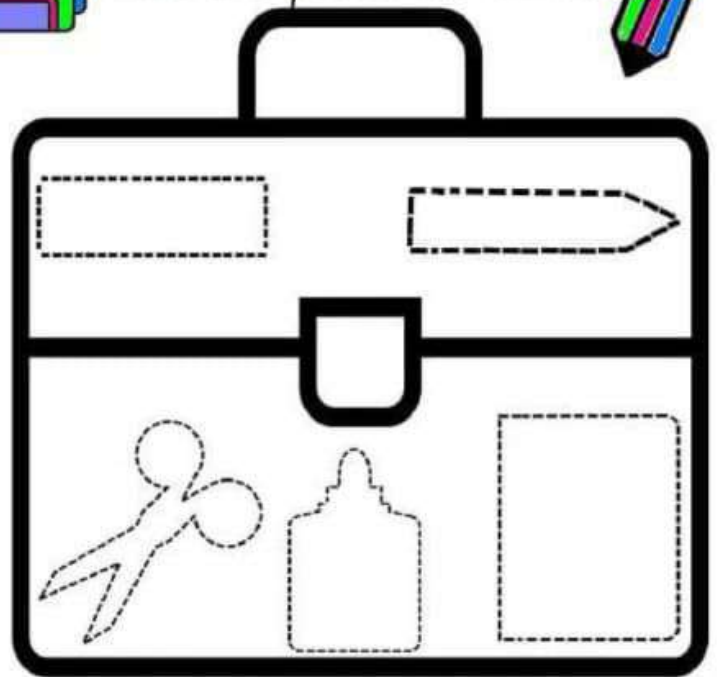
Match the following:

	hear	
	taste	
	see	
	smell	
	feel	

Draw four things that you can see around you.
















Cut and paste the items.



Understanding the concept of opposites is important as it helps a child to learn how to compare two different things and to develop a more concrete understanding of a specific concept (e.g. hard vs soft).

Draw a line to match each picture with its opposite.

big			empty
sour			cold
hot			sweet
happy			dark
full			small
bright			sad



Match the colour words with the colours.

red



yellow



blue



pink



orange



purple

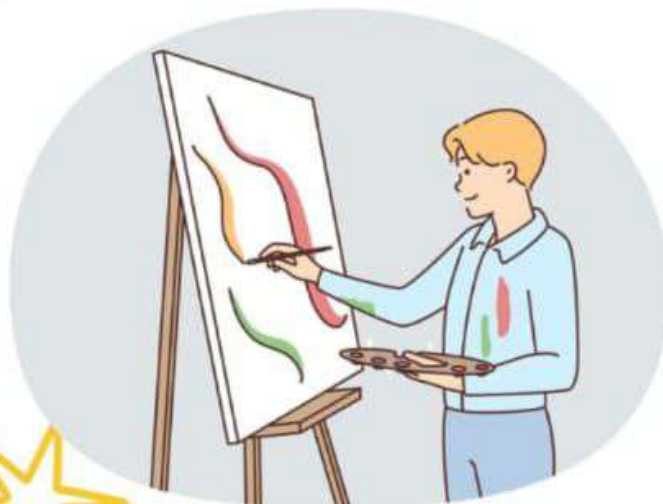


brown






DRAWING WITH ART AND CRAFT

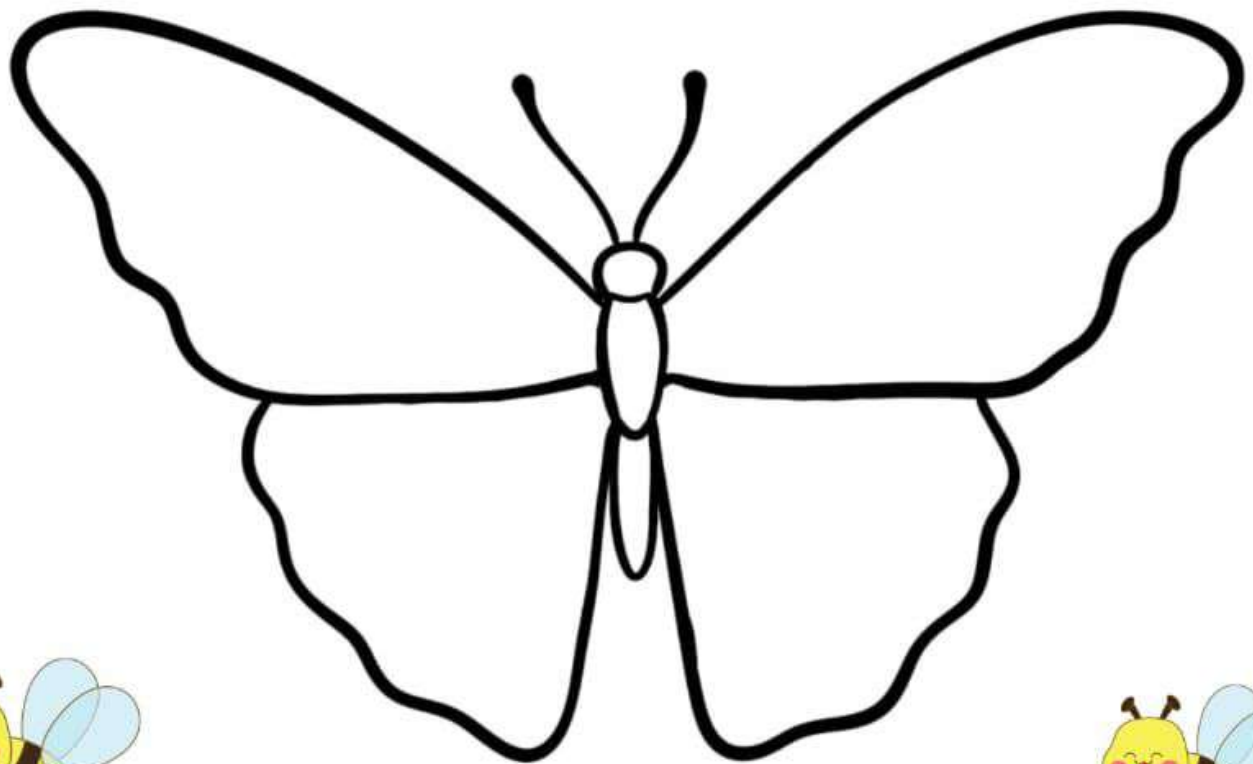


Thumb painting



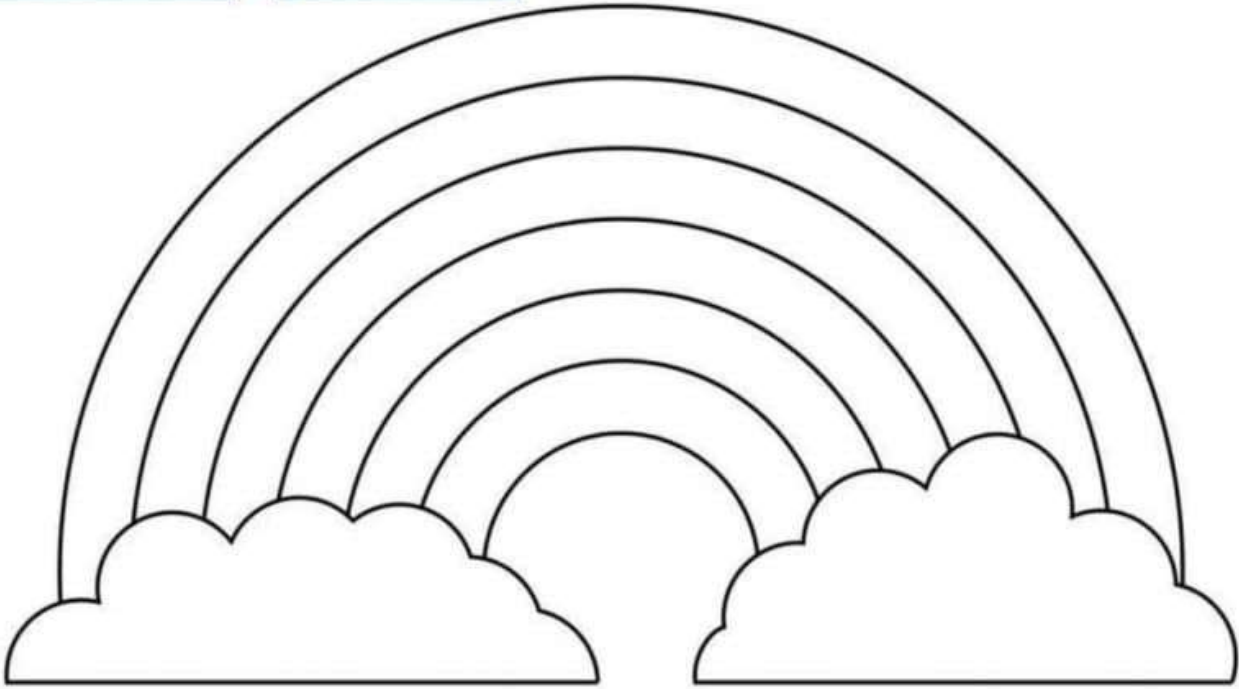





Fill the butterfly with pencil shaving




Fill the colours



Trace and color






ORAL



LEARN ALL THE TOPICS



classroom phrases

Can you help me, please?

May I go to the toilet, please?

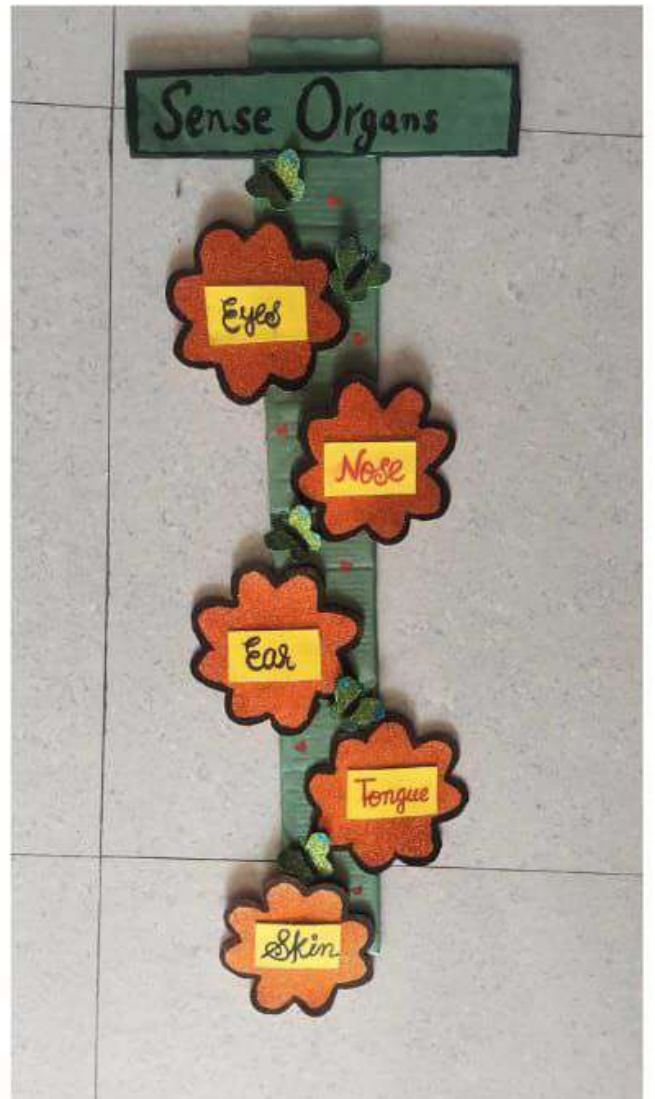
Can I work with... please?

Can I have the... please?

What does that mean?

Can you say that again, please?

I've got a question.



10 Golden Rules

1. Come on time 
2. Prepare for class 
3. Eyes on the board 
4. Listen when others talk 
5. Raise your hand to speak 
6. Be respectful and kind 
7. Say please and thank you 
8. Follow directions 
9. Clean up and help out 
10. Try your best and have fun 

mimo toshi

